

**Computer Architecture and  
Assembly Language  
Programming**

BSCS 4<sup>th</sup> semester**Final Term Short Notes + MCQS**

1. Which One of the following instruction is used to return from an interrupts service routine? (page 104)  
**Iret**
2. The first parallel port LPT1 has ports designed from \_\_\_\_\_ to \_\_\_\_\_ (page 125)  
**378,37A**
3. \_\_\_\_\_ is used for exporting keyboard services. (page 108)  
**INT 16**
4. Which of the following in the priority of interrupt Request (IRQ) 0? (Page 114)  
**Highest**
5. Each of Bits of Points \_\_\_\_\_ corresponds to one of the interrupts Request (IRQ) lines. (page 115)  
**21**
6. If the \_\_\_\_\_ flag is set, then after every instruction a type 1 interrupt will be generated automatically. (page 133)  
**Trap OR Interrupt**
7. \_\_\_\_\_ is/are the point number(s) for parallel port. (page 115)  
**378**
8. Which of the following stand for TSR? (page 121)  
**Terminate and Stay Resident**
9. Which of the following is correct regarding the input frequency of programmable interval timer (PIT)? (Page 122)  
**It is Fixed**
10. At the end of servicing an interrupt \_\_\_\_\_ signal is used to inform the programmable interrupt controller (PIC) about it. (page 114)  
**EOI**
11. In programmable interrupt controller which of the following ports is referred as interrupt mask register?
  - a. 19
  - b. 20
  - c. **21**
  - d. 22
12. \_\_\_\_\_ is the highest priority interrupt in interrupt controller
  - a. **IRQ 0**
  - b. IRQ 1
  - c. IRQ 2
  - d. IRQ 3
13. IRET returns on the basis of \_\_\_\_\_ and \_\_\_\_\_
  - a. **CS, IP**
  - b. DS, IP
  - c. CS, SS

BSCS 4<sup>th</sup> semester

- d. IP, SP
14. If \_\_\_\_\_ is set, the after every instruction a type 1 interrupt will be automatically generated.
- Parity flag
  - Trap flag
  - Carry flag
  - Overflow flag
15. The interrupt handler uses \_\_\_\_\_ instruction to return back to the caller.
- IRET
  - RETI
  - INTR
  - RET
16. Which of the following interrupt is used for Arithmetic overflow?
- INT 1
  - INT 2
  - INT 3
  - INT 4
17. During the execution of INT instruction , some contents are pushed on to the stack , the order of pushing then is
- CS , IP and then FLAGS register
  - IP,CS and then FLAGS register
  - FLAGS register, CS and then IP
  - FLAGS register, IP and the CS
18. Each of the bits at port \_\_\_\_\_ corresponding to one of the IRQ lines.
- 18
  - 19
  - 20
  - 21
19. Which of the following pins of the parallel port connector are grounded?
- 10-18
  - 18-25
  - 25-32
  - 32-39
20. Which of the following interrupts plays the most significant part during step debugging of a program?
- INT 0
  - INT 1
  - INT 2
  - INT 3
21. Which of the following IRQs is connected to serial port COM 2?
- IRQ 0
  - IRQ 1
  - IRQ 2
  - IRQ 3
22. Which of the following IRQs is connected to serial port COM 1?
- IRQ 4

BSCS 4<sup>th</sup> semester

- b. IRQ 5
  - c. IRQ 6
  - d. IRQ 7
23. Which of the following IRQs is used by the parallel port?
- a. IRQ 4
  - b. IRQ 5
  - c. IRQ 6
  - d. IRQ 7
24. In programmable interrupt controller which of the following ports is used to selectively enabling or disabling interrupts?
- a. 19
  - b. 20
  - c. 21
  - d. 22
25. The space where all the registers of task are stored is called \_\_\_\_\_
- a. Control block
  - b. Process control block
  - c. Stack
  - d. Memory
26. Which of the following is the destination register in IN instruction?
- a. AL or AX
  - b. BL or BX
  - c. CL or CX
  - d. DL or DX
27. Which of the following interrupts is used for saving and restoring the registers
- a. INT 6
  - b. INT 7
  - c. INT 8
  - d. INT 0
28. In multitasking environment, which of the following structure is used to maintain the ordering of active PCBs?
- a. Array
  - b. Register
  - c. Linked List
  - d. Stack
29. In multitasking which of the following interrupts is used as scheduler during context switching?
- a. INT 21
  - b. INT 16
  - c. INT 13
  - d. INT 8
30. Which of the following are required for thread entry?
- a. CS and DS
  - b. CS and IP
  - c. IP and general purpose registers
  - d. SS and SP

BSCS 4<sup>th</sup> semester

31. The time interval between two timer tick is?
- 40 ms
  - 45 ms
  - 50 ms
  - 55 ms
32. Which of the following flag can be used for mathematical operations?
- Direction Flag
  - Carry Flag
  - Trap Flag
  - Interrupt Flag
33. In multi tasking, the process of saving and restoring to values of registers from a process control block (PCB) is called \_\_\_\_\_
- Context switching
  - Context saving
  - Context restoring
  - Code switching
34. When two devices in a system want to use the same IRQ line, is referred as:
- IRQ Collision
  - IRQ Conflict
  - IRQ Crash
  - IRQ Blockage
35. An End of Interrupt (EOI) signal is sent by
- Handler
  - Processor
  - IRQ
  - PIC
36. Which of the following is the BIOS interrupt providing keyboard service?
- INT 0x13
  - INT 0x14
  - INT 0x15
  - INT 0x16
37. Threads can have function calls, parameters and \_\_\_\_\_ variables.
- Global
  - Local
  - Legal
  - Illegal
38. Which of the following arranges jobs in a sequence in order to be executed?
- Process control block
  - Arranger
  - Control unit
  - Scheduler
39. Which of the following flags cannot be cleared using an assembly instruction?
- Trap flag
  - Interrupt flag
  - Direction flag
  - Carry flag

BSCS 4<sup>th</sup> semester

40. Which of the following is the highest priority interrupt?
- INT3
  - INT2
  - INT1
  - INT0**
41. At the end of servicing an interrupt, which of the following is used to inform the PIC that it is completed?
- RET
  - EOI**
  - IRET
  - RET N
42. Which of the following interrupts is used for maintaining the system time?
- INT 0
  - INT 1
  - INT 8**
  - INT 10
43. Which of the following is used for exporting parallel port services?
- INT 17**
  - INT 16
  - INT 15
  - INT 8
44. In programmable interrupt controller which of the following ports is referred as a control port?
- 19
  - 20**
  - 21
  - 22
45. The first parallel port LPT1 has port number designated from \_\_\_\_\_.
- 178 to 17A
  - 278 to 27A
  - 378 to 37A**
  - 478 to 47A
46. \_\_\_\_\_ is/are the port number(s) for parallel port.
- 20 and 21
  - 60 to 64
  - 380
  - 378**
47. The number of pins in a parallel port connector are?
- 20
  - 25**
  - 30
  - 35
48. The offset address of an interrupt n will be at
- n
  - nx2
  - nx3

BSCS 4<sup>th</sup> semester

- d. nx4
49. Programmable interrupt controller has two ports (20 and 21). Port 20 is the control port while port 21 is \_\_\_\_\_.
- a. The interrupt mask register
  - b. Interrupt port
  - c. Output port
  - d. Input port
50. Which of the following instruction selects memory address space?
- a. MOV
  - b. DEC
  - c. IN
  - d. ADD
51. The thread registration code initializes the PCB and adds it to the linked list so that the \_\_\_\_\_ will give it a turn.
- a. Assembler
  - b. Scheduler
  - c. Linker
  - d. Debugger
52. Which of the following instruction is used for disabling all the interrupts during a program execution?
- a. Cli
  - b. Sti
  - c. Reti
  - d. Iret
53. IBM AT has how many PICs (Programmable interrupt controller)
- a. 1
  - b. 2
  - c. 3
  - d. 4
54. Programmable interrupt controller (PIC) has
- a. One input signals and eight output signals
  - b. One input signal and one output signal
  - c. Eight input signals and one output signals
  - d. Eight input signals and eight output signals
55. In 8088 processor, there can be total \_\_\_\_\_ possible entries in an interrupt vector table.
- a. 256
  - b. 64
  - c. 128
  - d. 512
56. Each thread can have their own
- a. Execution area
  - b. Stack
  - c. Memory
  - d. Array
57. The parallel port connector is called ?
- a. DB-25

BSCS 4<sup>th</sup> semester

- b. BD-25
  - c. DB-24
  - d. BD-24
58. In 8088, the physical memory address for Interrupt Vector Table is fixed and the table occupies exactly \_\_\_\_\_ of memory.
- a. 1 KB
  - b. 1 MB
  - c. 64 KB
  - d. 4 Bytes
59. Which of the following interrupts is non maskable interrupt?
- a. INT 0
  - b. INT 1
  - c. INT 2
  - d. INT 3
60. Using OUT instruction on parallel data port results into a signal of \_\_\_\_\_ for every 1 bit.
- a. 0 V
  - b. 1 V
  - c. 5 V
  - d. 10 V
61. PCB stands for?
- a. Process Control Block
  - b. Process Cleaning Block
  - c. Programmable Counter Block
  - d. Programs Control Block
62. Which of the following interrupts is used in debugging with the trap flag?
- a. INT 0
  - b. INT 1
  - c. INT 2
  - d. INT 3
63. Which of the following port number is used to send an end of interrupt (EOI) signal to the PIC after an interrupt is ended?
- a. 0x16
  - b. 0x20
  - c. 0x60
  - d. 0x378
64. Which of the following instruction is used for reading a char from keyboard?
- a. out al, 0x60
  - b. in al, 0x60
  - c. out dx, al
  - d. out dx, 0x378
65. In PIC, which of the following port is used for selectively enabling or disabling interrupts?
- a. 19
  - b. 20
  - c. 21
  - d. 22



BSCS 4<sup>th</sup> semester

66. DOS has single entry point to access all its services through interrupt\_\_\_\_\_
- INT 21
  - INT 16
  - INT 2
  - INT 10
67. Which of the following pins of parallel port are used to carry the data from processor to the device connected through parallel port?
- Pin 2 to pin 9
  - Pin 10
  - Pin 4
  - Pin 18 to pin 25
68. The input frequency of the programmable interval timer(PIT) is
- Fixed
  - Depends on processor block
  - Variable
  - Depends on hardware attached
69. All registers of task are stored in space called \_\_\_\_\_
- Process storage block
  - Process control block
  - Process terminal
  - Swapping space
70. Which of the following IRQ`s is derived by a key board
- IRQ 0
  - IRQ 1
  - IRQ 2
  - IRQ 3
71. The programmable interval timer (PIT) has input frequency of
- 1.193MHz
  - 2.193MHz
  - 3.193MHz
  - 4.193MHz
72. Changing and restoring the state of Control processing unit (CPU) is referred as
- Thrashing
  - Multitasking
  - Context Switching
  - Multithreading
73. For the external hardware to generate an interrupt there are how many pins outside the processor?
- 1
  - 2
  - 3
  - 4
74. Which of the following instruction selects peripheral address space?
- MOV
  - DEC
  - IN

BSCS 4<sup>th</sup> semester

- d. ADD
75. Which of the following is the most commonly used port with printer?
- Serial Port
  - USB port
  - Parallel Port
  - DVI Port
76. \_\_\_\_\_ allows us to execute one instruction at a time rather than the whole program at once
- INT 0
  - INT 1
  - INT 2
  - INT 3
77. Which of the following is used for exporting keyboard services?
- INT 16
  - INT 11
  - INT 12
  - INT 8
78. TSR stands for
- Terminate and store routines
  - Transmits and save resources
  - Terminate and Stay resident
  - Truncate and start recursively
79. Which of the following interrupts is of highest priority interrupt?
- Key Board Interrupt
  - Timer Interrupt
  - INT 2
  - INT 3
80. In older computers, the port number designed for parallel port LPT2 are \_\_\_\_\_
- 078-07A
  - 178-17A
  - 278-27A
  - 378-37A
81. Which of the following is the ACK pin in DB-25 Connector
- 10
  - 11
  - 12
  - 13
82. Which of the following IRQs is a cascading interrupt?
- IRQ 0
  - IRQ 1
  - IRQ 2
  - IRQ 3
83. In interrupt masking, we use \_\_\_\_\_ to get control from the program without letting the program know about it.
- IRQ 0
  - IRQ 1

BSCS 4<sup>th</sup> semester

- c. IRQ 5  
d. IRQ 7
84. The output of programmable timer interval is connected to which line of the PIC?  
a. IRQ 0  
b. IRQ 1  
c. IRQ 2  
d. IRQ 3
85. Which of the following IRQs is used for Floppy disk drive?  
a. IRQ 4  
b. IRQ 5  
c. IRQ 6  
d. IRQ 7
86. In multitasking, each PCB requires \_\_\_\_\_ bytes to store the values of registers.  
a. 14  
b. 28  
c. 32  
d. 16
87. Which of the following IRQs is used for sound card or network card?  
a. IRQ 4  
b. IRQ 5  
c. IRQ 6  
d. IRQ 7
88. Programmable interrupt controller has \_\_\_\_\_ ports.  
a. 1  
b. 2  
c. 3  
d. 4
89. Which of the following bits of parallel control port enables the IRQ 7 triggering by the ACK pin?  
a. Bit 1  
b. Bit 2  
c. Bit 3  
d. Bit 4
90. Which of the following IRQs is derived by a timer device?  
a. IRQ 0  
b. IRQ 1  
c. IRQ 2  
d. IRQ 3
91. \_\_\_\_\_ is a special type of interrupt that returns to the same instruction instead of the next instruction  
a. Divide overflow  
b. Debug interrupt  
c. Arithmetic overflow interrupt  
d. Change the sign interrupt
92. All the registers & stack are saved in  
a. Multitasking

BSCS 4<sup>th</sup> semester

- b. Multi-Processing
  - c. Function call
  - d. BIOS
93. Which of the following is the source register in OUT instruction?
- a. AL or AX
  - b. BL or BX
  - c. CL or CX
  - d. DL or DX
94. Which of the following is the destination register in IN instruction?
- a. AL or AX
  - b. BL or BX
  - c. CL or CX
  - d. DL or DX
95. In the context of video service, if we want to set the cursor at top left corner, which of the values will be stored in DH and DL respectively?
- a. 00.00 page 141
  - a. 00.80
  - b. 25.80
  - c. 0.01
96. Which of the following INT 21 service is used to read character from standard input?
- a. 00
  - b. 01 page 144
  - b. 02
  - c. 03
97. "INT13-BIOS disk service" generally uses which register to return the "error flag"?
- a. CF page 148
  - a. DL
  - b. AH
  - c. AL
98. Which of the following service of INT 10 is used to get the video font information?
- a. 1129h
  - b. 1130h page 142
  - b. 1128h
  - c. 1127h
99. Which of the following service of INT 10 is used to write graphic pixel on the screen?
- a. 0x0A
  - b. 0x0B
  - c. 0x0C page 144
  - c. 0x0D
100. On executing INT 0x21-service 0x3D, if file is successfully opened then
- a. CF will contain 1

BSCS 4<sup>th</sup> semester

- b. CF will contain 0  
 c. ZF will contain 1  
 d. ZF will contain 0
101. On executing INT 0x21-service 0x3D, if file can't be opened then  
 a. CF will contain 1  
 b. CF will contain 0  
 c. ZF will contain 1  
 d. ZF will contain 0
102. Device drivers can be divided into \_\_\_\_\_ major categories  
 a. 5  
 b. 4  
 c. 3  
 d. 2
103. We can set the current file position in DOS using service number \_\_\_\_\_  
 a. 0x38  
 b. 0x40  
 c. 0x42 page 154  
 e. 0x43
104. COM1 is accessible via ports \_\_\_\_\_ while COM2 is accessible via \_\_\_\_\_  
 a. 3FD, 3F9  
 b. 2F8-2FF, 3F8-3FF  
 c. 3F9, 3FD  
 d. 3F8-3FF, 2F8-2FF page 164
105. In the context of video services, if we want to write string then which of the value will be placed in AH?  
 a. 10h  
 b. 12h  
 c. 11h  
 d. 13h page 142
106. In the context of video service, if we want to scroll the window up which of the following will be value of AH?  
 a. AH = 05h  
 b. AH = 06h page 141  
 a. AH = 07h  
 b. AH = 08h
107. In the context of video services, if we want to set cursor position which of the following will be the value of AH?  
 a. AH = 01h  
 b. AH = 02h page 139

BSCS 4<sup>th</sup> semester

- c. AH = 03h
  - d. AH = 04h
108. Which standard format is used for sending data on the serial port?
- a. Full duplex
  - b. BIOS INT 14
  - c. RS232 page 163
  - d. COM1
109. INT 0x13 service 0x08 is use to \_\_\_\_\_
- a. Read disk sector
  - b. Write disk sector
  - c. Reset disk sector
  - d. Get drive parameter page 148
110. Parameters pushed to the routine in \_\_\_\_\_ order with the rightmost being pushed first using language
- a. Reverse page 179
  - b. Proper
  - c. Forward
  - d. Same
111. Parameters pushed to the routine in \_\_\_\_\_ order with the left most being pushed first using Pascal language
- a. Proper page 179
  - b. Same
  - c. Reverse
  - d. Forward
112. \_\_\_\_\_ symbol is added to any function or variable using the C language naming convention
- a. Underscore page 177
  - b. #
  - c. &
  - d. @
113. Which of the following BIOS INT provides serial port services
- a. INT 21
  - b. INT 14 page 163
  - c. INT 10
  - d. INT 08
114. A 32-bit address register can access up to \_\_\_\_\_ of memory
- a. 2 MB
  - b. 2 GB
  - c. 4 MB
  - d. 4 GB page 167

BSCS 4<sup>th</sup> semester

115. . BIOS video services are exported via interrupt
- INT 10 page 139
  - INT 9
  - INT 8
  - INT 7
116. Which of the following is used to terminate a string in assembly language?
- !
  - #
  - \$
  - ;
117. The bits are sent one by one in specially formatted fashion on the \_\_\_\_\_
- Half duplex
  - Parallel port
  - Full duplex
  - Serial port page 163
118. In VESA defined modes \_\_\_\_\_ bits for every pixel are organized
- 8 color
  - 16 color page 172
  - 32 color
  - 64 color
119. What is the abbreviation VESA \_\_\_\_\_ and VBE \_\_\_\_\_
- Video Electrical System Association, VGA BIOS Extensions
  - Video Electronics Standards Administration , Video Bus Extensions
  - Video Electronics Standard Association, Video BIOS Extensions page 172
  - VGA Electronics Standard Association, Video BIOS External
120. Which of the following services of INT 21 is used to write a string on standard output?
- 00h
  - 02h
  - 09h page 144
  - 10h
121. In 9pin DB 9 connector, which pin is assigned to RD (Received Data)?
- 1
  - 2 page 163
  - 3
  - 4
122. The maximum length of DOS command line parameters is
- 64 bit

BSCS 4<sup>th</sup> semester

- b. 127 bits  
c. 256 bits  
d. 512 bits
123. In C \_\_\_\_\_ is responsible for removing the parameters.  
a. Clear  
b. Callee  
c. Caller page 179  
d. Stack
124. While using INT 10 for writing graphic pixel on screen, which of the following registers hold the information about pixel color?  
a. DH  
b. DL  
c. AH  
d. AL page 144
125. . As compared to \_\_\_\_\_ , \_\_\_\_\_ provides more cooked services.  
a. BIOS, DOS page 144  
b. DOS, OS  
c. DOS, BIOS  
d. OS, DOS
126. \_\_\_\_\_ Register is used for storing the base and limit of GDT.  
a. LGDT  
b. GDTR page 168  
c. Null Descriptor  
d. LDT
127. INT13-BIOS disk service” generally uses which register to return the “error code”?  
a. CF  
b. DL  
c. AH page 148  
d. AL
128. In case of COM File, first command line parameter is stored at \_\_\_\_\_ offset of ‘Program segment prefix’  
a. 0x80  
b. 0x82  
c. 0x84  
d. 0x86
129. New devices are allowed to work with the existing operating system with the help of \_\_\_\_\_.  
a. Sockets



BSCS 4<sup>th</sup> semester

- b. Port addresses
  - c. BIOS
  - d. Device drivers page 158
130. \_\_\_\_\_ byte of DOS data buffer stores the maximum characters buffer can hold.
- a. First page 144
  - b. Second
  - c. Third
  - d. Last
131. The register size of 386 architecture is \_\_\_\_\_
- a. 16 bit
  - b. 32 bit page 167
  - c. 20 bit
  - d. 4 GB
132. Com 1 is connected with
- a. IRQ 2
  - b. IRQ 3
  - c. IRQ 4 page 106
  - d. IRQ 5
133. Which of the following services of INT 10 is used for writing the string?
- a. 0x12
  - b. 0x13 page 142
  - c. 0x11
  - d. 0x10
134. The first entry of the GDT must always be zero, it is called the \_\_\_\_\_
- a. Null Descriptor page 168
  - b. Data Descriptor
  - c. Code Descriptor
  - d. Global Descriptor Table
135. The first sector on hard disk contains the
- a. Hard disk
  - b. Partition table page 150
  - c. Data size
  - d. Sector size
136. BIOS video services are broadly classified into \_\_\_\_\_ categories
- a. 1
  - b. 2 page 140
  - c. 3
  - d. 4

BSCS 4<sup>th</sup> semester

137. In case of COM file, maximum length of parameters passed through command line can be \_\_\_\_\_
- 63 bytes
  - 127 bytes**
  - 255 bytes
  - 511 bytes
138. In Pascal \_\_\_\_\_ is responsibility for removing the parameters
- Stack
  - Clear
  - Caller
  - Callee** page 179
139. Hard disk MBR (Master Boot record) is of size
- 446 bytes** page 150
  - 350 bytes
  - 512 bytes
  - 256 bytes
140. In 9pin DB 9 connector , which pin is assigned to Signal Ground
- 3
  - 4
  - 5** page 163
  - 6
141. Two prevalent calling conventions are the \_\_\_\_\_ and \_\_\_\_\_
- C# calling convention, Java calling convention
  - C calling convention, Pascal Calling convention** page 179
  - C++ calling convention, Java calling convention
  - C++ calling Convention, Python calling Convention
142. Com2 is connected with
- IRQ 2
  - IRQ 3** page 106
  - IRQ 4
  - IRQ 5
143. BPB stands for
- Basic Parameter Block
  - BIOS Precise Block
  - Basic Precise Block
  - Bios Parameter Block** page 159
144. While writing graphic pixel on the screen, which registers hold the value for setting cursor position?
- AX, BX
  - AX, CX**

BSCS 4<sup>th</sup> semester

- c. BX, CX  
d. CX, DX
145. The VESA VBE 2.0 standard include a \_\_\_\_\_ mode which allows direct access to the whole video memory.  
a. Parallel frame buffer  
b. Liner frame buffer page 172  
c. Real  
d. Protected
146. In 9pin DB 9 connector, which pin is assignment to TD (Transmitted Data)?  
a. 1  
b. 2  
c. 3  
d. 4
147. INT 0x13 service 0x03 is used to \_\_\_\_\_  
a. Read disk sector  
b. Write disk sector page 148  
c. Reset disk sector  
d. Get drive parameter
148. Serial port services are provided by the \_\_\_\_\_  
a. BIOS INT 11  
b. BIOS INT 14 page 163  
c. BIOS INT 13  
d. RS232
149. Which of the following register hold the page number for using the write string service of INT 10?  
a. AH  
b. BL  
c. CL  
d. BH page 144
150. The “program segment prefix” for com file is of \_\_\_\_\_ size  
a. 64bytes  
b. 128 bytes  
c. 256 bytes  
d. 512 bytes
151. Which of the following registers are used as DOS input buffer  
a. DS, AX  
b. SS, SP  
c. DS, DX page 144  
d. CS:BX

BSCS 4<sup>th</sup> semester

152. Which register is generally used to specify the service number of an interrupt
- DX
  - AX** page 100
  - BX
  - CX
153. The root directory of floppy contains \_\_\_\_\_ fixed entries
- 64
  - 256
  - 128
  - 512** page 156
154. In FAT32 file system directory entry in DOS consist of how many bytes?
- 16
  - 24
  - 32** page 147
  - 64
155. \_\_\_\_\_ is the highest priority interrupt in interrupt controller
- IRQ 0** page 106
  - IRQ 1
  - IRQ 2
  - IRQ 3
156. Operating system organize data in form of
- Folder
  - Batch file
  - File** page 153
  - None of given
157. The higher 16 bit of EAX register are labeled as
- AX**
  - EAH
  - AH
  - None of given
158. \_\_\_\_\_ is special type of interrupt that returns to the same instruction instead of the next instruction. (page 107)  
**Divide overflow interrupt**
159. In Intel 8088, there are total of \_\_\_\_\_ possible interrupt vectors in an interrupt vector table. (page 105)  
**256**
160. Which of the following pins of DB-256 connector are ground? (page 125)  
**18-25**
161. Which of the following interrupts is used for saving and restoring the register? (page 141)

BSCS 4<sup>th</sup> semester**INT 08**

162. Which of the following instructions is used to read a character from the keyboard port? (page

**INT al, Ox60**

163. In Intel 8088, the interrupt vector Table occupies \_\_\_\_ of memory.

1 **KB** NOT Sure **(GOOGLE)**

164. Which of the following interrupt request is used for a floppy disk drive? (Page 114)

**IRQ 6**

165. Which of the following interrupt request is used for a parallel ports? (page 114)

**IRQ 7**

166. Which of the following is the order of pushing the contents on stack during the execution of INT instruction?

**Flags, CS and Then IP**

167. Which of the following interrupt request (IRQ) is connected to the serial Ports COM2? (Page 114)

**IRQ 3**

168. Which of the following interrupt request (IRQ) is connected to the sound card or the network card or the modem? (Page 114)

**IRQ 5**

169. Which of the following interrupt request (IRQ) is connected to the serial Ports COM1? (Page 114)

**IRQ 4**

170. Which of the following Interrupts play the most significance part during single step debugging of a program? (Page 105)

**INT 1**

171. Which of the following is the highest priority interrupt? (Page 114)

**INT 08**

172. An end of interrupt (EOI) signal is sent by the \_\_\_\_ (Page 114)

**Interrupt Handler**

173. Which of the following flags can be used in mathematical operation? (Page 133)

**Carry flag**

174. The thread registration code initializes the process control block (PCB) and adds it to the linked list. The \_\_\_\_ then gives it a turn. (Page 141)

**Scheduler**

175. Which of the following IRQs is derived by a keyboard? (Page 114)

**IRQ 1**

176. Which of the following IRQs is the cascading interrupt connected to the output of the second 8451? (Page 114)

**IRQ 2**

177. The space where all the registers of task are stored is called \_\_\_\_ (page 140)

## BSCS 4<sup>th</sup> semester

### Process Control Block OR PCB

178. Which of the following is the destination register in IN instruction? (Page 115)

### AL OR AX

179. Which of the following interrupt is used for Arithmetic overflow? (page 106)

### INT 4

180. Which of the following interrupt is used for NMI-Non Mask Able? (Page 105)

### INT 2

181. Which of the following interrupt Trap, Single step? ( Page 105)

### INT 1

182. Which of the following interrupt Division by zero? (Page 105)

### INT 0

183. IRET returns on the basis of \_\_\_\_\_ and \_\_\_\_\_ (Page 104)

### CS and IP

184. Which of the following interrupts is used for saving and restoring the registers? (Page 141)

### INT 08 OR INT 8

185. The time interval between two timer tick is. (Page 122)

### 55ms

186. When two devices in a system want to use the same IRQ line, is referred as. (Page 114)

### IRQ Conflict

187. Which of the following is the BIOS interrupt providing keyboard service? (Page 110)

### INT 0x16

188. Threads can have function calls, parameters and \_\_\_\_\_ variables. (Page 141)

### LOCAL

189. Which of the following flags cannot be cleared using an assembly instruction?

### Trap Flag

190. In older computers, the port number designed for parallel port LPT2 are \_\_\_\_\_ (Page 125)

### 278-27A

191. Which of the following instruction selects memory address space? (Page 115)

### MOV

192. Which of the following port number is used to send an end of interrupt (EOI) signal to the PIC after an interrupt is ended? (Page 124)

### 0x20

193. The parallel port connector is called? (Page 125)

### DB-25

## BSCS 4<sup>th</sup> semester

**194. The interrupt mask register which can be used for enabling or disabling interrupts is associated with. (Page 115)**

**21**

**Short Notes:**

**Leacture 10**

The three flags not used for mathematical operations are:

1. the direction flag,
2. the interrupt flag and
3. the trap flags

If the **trap flag is set**, the after every instruction a type 1 interrupt will be automatically generated. This is named as the single step interrupt. This is like the divide by zero interrupt which was never explicitly invoked but it came itself. The debugger is made using this interrupt.

**INT 1 function:** It allows one instruction to be executed and then return control to us. It has its display code and its code to wait for the key in the INT 1 handler. Therefore, after every instruction the values of all registers are shown and the debugger waits for a key.

Another interrupt used by the debugger is **the break point interrupt INT 3**.

**INT 3** has a single byte opcode so it can replace any instruction. To put a breakpoint, the instruction is replaced with INT 3 opcode and restored in the INT 3 handler. The INT 3 opcode is placed again by a single step interrupt that is set up for this purpose after the replaced instruction has been executed.

**Note:** There is no instruction to set or clear the trap flag like there are instructions for the interrupt and direction flags.

**PUSHF and POPF:**

We use two special instructions PUSHF and POPF to push and pop the flag from the stack.

We use PUSHF to place flags on the stack, change TF in this image on the stack and then reload into the flags register with POPF. The single step interrupt will come after the first instruction after POPF.

The interrupt mechanism automatically clears IF and TF otherwise there would an infinite recursion of the single step interrupt.

The TF is set in the flags on the stack so another interrupt will come after one more instruction is executed after the return of the interrupt.

**Leacture 11:**

## BSCS 4<sup>th</sup> semester

To get control from the program without the program knowing about it, we can use the **IRQ 0 highest priority interrupt** that is periodically coming to the processor.

### PCB:

The space where all registers of a task are stored is called the process control block or PCB.

INT 08 that is saving and restoring the registers is called the scheduler and the whole event is called a context switch.

Threads can have function calls, parameters and local variables etc.

### How to improve the slowdown in the speed of multitasking:

As keys are pressed and new threads are registered, there is an obvious slowdown in the speed of multitasking. To improve that, we can change the timer interrupt frequency. The following can be used to set to an approximately 1ms interval:

```
mov ax, 1100
out 0x40, al
mov al, ah
out 0x40, al
```

This makes the threads look faster.

### Lecture 12:

The **video services** are exported via **INT 10**.

### Classification of Video services:

1. graphics mode services and
2. text mode services.

In graphics mode a location in video memory corresponds to a dot on the screen.

In text mode, the video memory holds the ASCII of the character to be shown and the actual shape is read from a font definition stored elsewhere in memory.

A list of common **video services** used in text mode.

### INT 10 - VIDEO - SET VIDEO MODE

AH = 00h

AL = desired video mode

Some common video modes include 40x25 text mode (mode 0), 80x25 text mode (mode 2), 80x50 text mode (mode 3), and 320x200 graphics mode (mode D).

### INT 10 - VIDEO - SET TEXT-MODE CURSOR SHAPE

AH = 01h

CH = cursor start and options



## BSCS 4<sup>th</sup> semester

CL = bottom scan line containing cursor (bits 0-4)

### INT 10 - VIDEO - SET CURSOR POSITION

AH = 02h

BH = page number

0-3 in modes 2&3

0-7 in modes 0&1

0 in graphics modes

DH = row (00h is top)

DL = column (00h is left)

### INT 10 - VIDEO - SCROLL UP WINDOW

AH = 06h

AL = number of lines by which to scroll up (00h = clear entire window)

BH = attribute used to write blank lines at bottom of window

CH, CL = row, column of window's upper left corner DH,

DL = row, column of window's lower right corner

### Leacture 14:

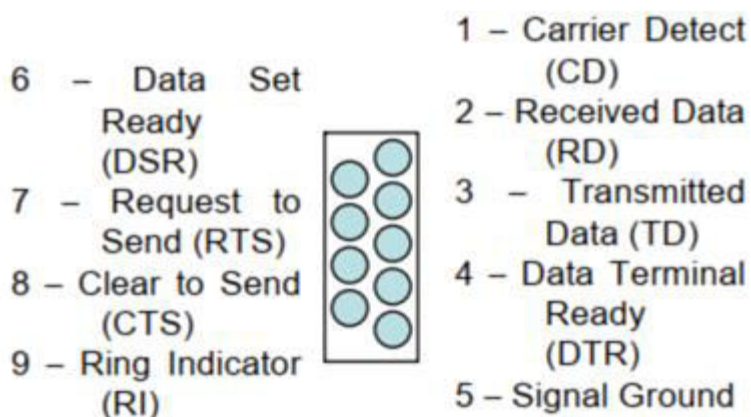
#### Serial port:

Serial port is a way of communication among two devices just like the parallel port.

#### Difference b/w parallel and serial ports:

The basic difference is that whole bytes are sent from one place to another in case of parallel port while the bits are sent one by one on the serial port in a specially formatted fashion.

**The serial port connection is a 9pin DB-9 connector with pins assigned as shown below.**



The data on the serial port is sent in a standard format called **RS232 communication**.

**Start bit, data bit, parity bit and stop bit:**

## BSCS 4<sup>th</sup> semester

The data starts with a 1 bit called the start bit, then five to eight data bits, an optional parity bit, and one to two 0 bits called stop bits.

The number of data bits, parity bits, and the number of stop bits have to be configured at both ends. Also, the duration of a bit must be precisely known at both ends called the baud rate of the communication.

The **BIOS INT 14** provides serial port services.

### **Limitation in using BIOS:**

A major limitation in using BIOS is that it does not allow interrupt driven data transfer, i.e. we are interrupted whenever a byte is ready to be read or a byte can be transferred since the previous transmission has completed. To achieve this, we have to resort to direct port access.

**Important BIOS services regarding the serial port are discussed below:**

#### **INT 14 - SERIAL - INITIALIZE PORT**

AH = 00h

AL = port parameters

DX = port number (00h-03h)

Return:

AH = line status

AL = modem status

Modem status is not used in direct serial communication.

The port parameters in AL consist of the baud rate, parity scheme, number of stop bits, and number of data bits.

#### **INT 14 - SERIAL - WRITE CHARACTER TO PORT**

AH = 01h

AL = character to write

DX = port number (00h-03h)

Return:

AH bit 7 = error flag

AH bits 6-0 = port status

#### **INT 14 - SERIAL - READ CHARACTER FROM PORT**

AH = 02h

DX = port number (00h-03h)

Return:

AH = line status

AL = received character if AH bit 7 clear

## BSCS 4<sup>th</sup> semester

### INT 14 - SERIAL - GET PORT STATUS

AH = 03h

DX = port number (00h-03h)

Return:

AH = line status

AL = modem status

#### Serial port access:

Serial port is also accessible via I/O ports.

**COM1** is accessible via ports 3F8-3FF while **COM2** is accessible via 2F8-2FF.

The first register at **3F8** (or 2F8 for the other port) is the transmitter holding register if written to and the receiver buffer register if read from.

**3F9** whose bit 0 must be set to enable received data available interrupt and bit 1 must be set to enable transmitter holding register empty interrupt.

Bit-0 of **3FA** is set if an interrupt is pending and its bits 1-3 identify the cause of the interrupt.

#### The three-bit causes are as follows:

**110** (16550, 82510) timeout interrupt pending

**101** (82510) timer interrupt

**100** (82510) transmit machine

**011** receiver line status interrupt. priority=highest

**010** received data available register interrupt. priority=second

**001** transmitter holding register empty interrupt. priority=third

**000** modem status interrupt. priority=fourth

The register at **3FB** is line control register while the one at **3FD** is line status register.

The register at **3FC** is the modem control register. Bit-3 of this register must be set to enable interrupt generation by the serial port.

### Lecture 15:

#### Protected Mode:

Switching processor in the newer 32-bit mode is a very easy task. Just turn on the least significant bit of a new register called CR0 (Control Register 0) and the processor switches into 32-bit mode called protected mode. However, manipulations in the protected mode are very different from those in the real mode.

#### Extended registers:

All registers in 386 have been extended to 32-bits. The new names are EAX, EBX, ECX, EDX, ESI, EDI, ESP, EBP, EIP, and EFLAGS. The original names refer to the lower 16-bits of these registers.

## BSCS 4<sup>th</sup> semester

A 32-bit address register can access up to 4GB of memory so memory access has increased a lot.

### Segment selectors:

We call segment registers as segment selectors and they are still 16-bits wide. We are also given two other segment selectors FS and GS for no specific purpose just like ES.

The working of segment registers as being multiplied by 10 and added into the offset for obtaining the physical address is totally changed.

### Working of segment selector:

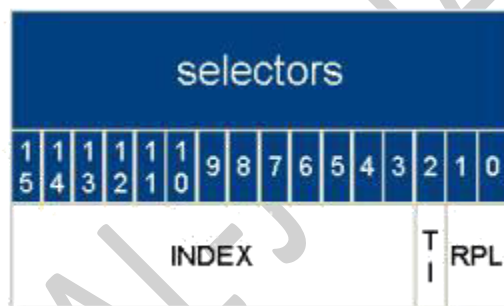
Now the selector is just an index into an array of segment descriptors where each descriptor describes the base, limit, and attributes of a segment.

Role of selector is to select on descriptor from the table of descriptors and the role of descriptor is to define the actual base address.

For example, an operating system can define the possible descriptors for a program and the program is bound to select one of them and nothing else. This sentence also hints that the processor has some sense of programs that can or cannot do certain things like change this table of descriptors. This is called the privilege level of the program and varies for 0 (highest privilege) to 3 (lowest privilege).

### Format of a selector:

The format of a selector is shown below.



### The table index (TI):

TI is set to 0 to access the global table of descriptors called the GDT (Global Descriptor Table).

It is set to 1 to access another table, the local descriptor table (LDT).

### RPL:

## BSCS 4<sup>th</sup> semester

RPL is the requested privilege level that ranges from 0-3 and informs what privilege level the program wants when using this descriptor.

### Index:

The 13-bit index is the actual index into the GDT to select the appropriate descriptor. 13 bits mean that a maximum of 8192 descriptors are possible in the GDT.

### GDT:



The GDT itself is an array of descriptors where each descriptor is an 8-byte entry. The base and limit of GDT is stored in a 48-bit register called the **GDTR**.

This register is loaded with a special instruction LGDT and is given a memory address from where the 48-bits are fetched.

The first entry of the GDT must always be zero. It is called the null descriptor. After that any number of entries up to a maximum of 8191 can follow.

### Format of code & data descriptor:

The format of a code and data descriptor is shown below.



## BSCS 4<sup>th</sup> semester

The **32-bit base** in both descriptors is scattered into different places because of compatibility reasons.

The **limit** is stored in 20 bits but the **G bit** defines that the limit is in terms of bytes of 4K pages therefore a maximum of 4GB size is possible.

The **P bit** must be set to signal that this segment is present in memory.

**DPL** is the descriptor privilege level again related to the protection levels in 386.

**D bit** defines that this segment is to execute code in 16-bit mode or 32-bit mode.

**195.** is conforming bit.

**R** signals that the segment is readable.

**A bit** is automatically set whenever the segment is accessed.

The combination of **S** (system) and **X** (executable) tell that the descriptor is a code or a data descriptor.

**B (big)** bit tells that if this data segment is used as stack SP or ESP is used.

### VESA and VBE:

VESA is the Video Electronics Standards Association and VBE is the set of Video BIOS Extensions proposed by them. The VESA VBE 2.0 standard includes a linear frame buffer mode. This mode allows direct access to the whole video memory.

### Some important VESA services are listed below:

#### INT 10 – VESA – Get SuperVGA Information

AX = 4F00h

ES:DI -> buffer for SuperVGA information

Return:

AL = 4Fh if function supported

AH = status

#### INT 10 – VESA – Get SuperVGA Mode Information

AX = 4F01h

CX = SuperVGA video mode

ES:DI -> 256-byte buffer for mode information

Return:

AL = 4Fh if function supported

AH = status

ES:DI filled if no error

#### INT 10 – VESA – Set VESA Video Mode

AX = 4F02h

BX = new video mode

## BSCS 4<sup>th</sup> semester

Return:

AL = 4Fh if function supported

AH = status

### VESA mode 4117:

One of the VESA defined modes is 4117 which is a 1024x768 mode with 16-bit color and a linear frame buffer. The 16 color bits for every pixel are organized in 5:6:5 format with 5 bits for red, 6 for green, and 5 for blue. This makes 32 shades of red and blue and 64 shades of green and 64K total possible colors. The 32-bit linear frame buffer base address is available at offset 28 in the mode information buffer.

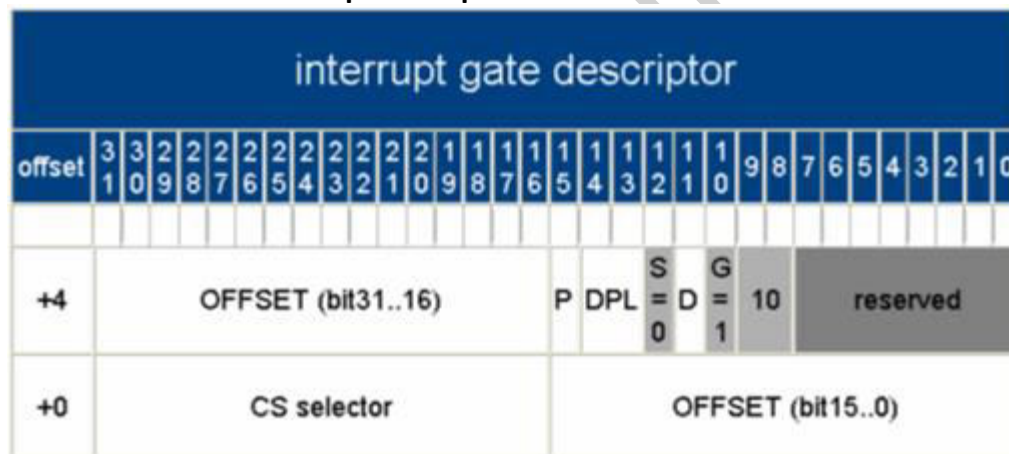
### INTERRUPT HANDLING

Handling interrupts in protected mode is also different. Instead of the IVT at physical address 0 there is the IDT (interrupt descriptor table) located at physical address stored in IDTR, a special purpose register.

### IDTR:

The IDTR is also a 48-bit register similar in structure to the GDTR and loaded with another special instruction LGDT.

The format of the interrupt descriptor is as shown below:



The **P** and **DPL** have the same meaning as in data and code descriptors.

The **S bit** tells that this is a system descriptor while the 1110 following it tells that it is a 386-interrupt gate.

**Past PAPERS**

## BSCS 4<sup>th</sup> semester

41. Why memory to memory move is not allowed in 8088 processor architecture?
42. Following are three INT 13 Disk of Bios write services number against each service?
1. get drive parameter
  - .read disk sector
  - .write disk sector
43. Difference between the order of parameter passing in pascal and C?
44. In multitasking environment, which process is used to store and restore states of process?
45. Which basic system programs are used to start the computer?
46. Explain following four lines
- ```
1 mov si,12
mov al,[cs:si]
mov [opcode],al
mov byte [cs:si],0xCC
```
47. Which instructions are used to call subordinate and then get back to the same point where the function was called? Explain these instructions with help of example.
48. What are the important "command codes" in real header of device drivers?
49. How interrupt handling in protected mode is different than the interrupt handling in real mode?
50. Suppose you desire to work on computer system and you switch on the computer, identify which service is executed to boot the computer system and also explain the main responsibilities of the services?
1. In truncated file service which register read service and file attributes
  2. SACS instruction works?
  3. Which interrupt is called scheduler, which main purpose of that?
  4. Which interrupt interrupt and control back to dos, write name of interrupt and service number.
  5. Serial port initialization service number and also write attributes of it with service number those initialize them.
  6. Physical address btna tha



## BSCS 4<sup>th</sup> semester

7. data movement instruction de v thi un ka btna tha k kon sy processor me use hoti hain.

8. code dia hua tha btna tha k instruction kya kam kr rhi us me.

9. code likhna tha apna name on top of screen show krny ka.

10. code likhna tha aik array ka jis me 128 elements ho har element 4 byte ka ho or har element ki value 0 ho.

Overall paper bhut easy tha..

AL-JUNAID INSTITUTE